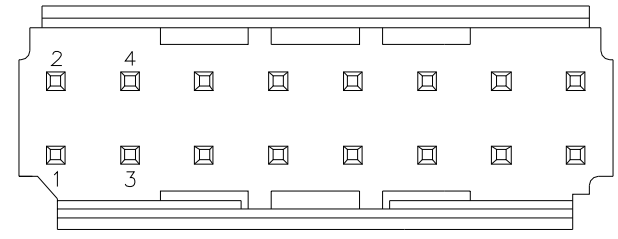
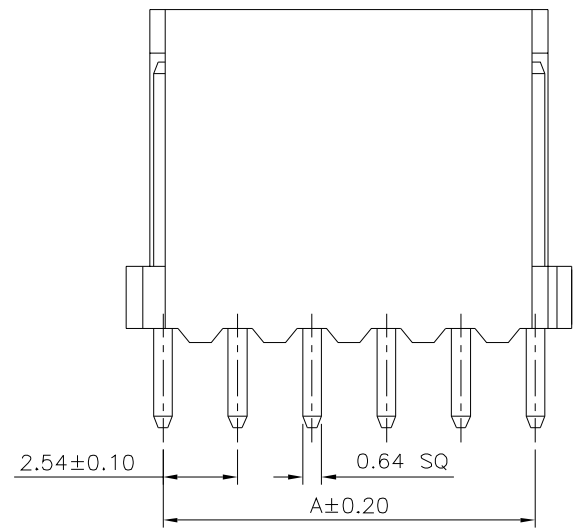
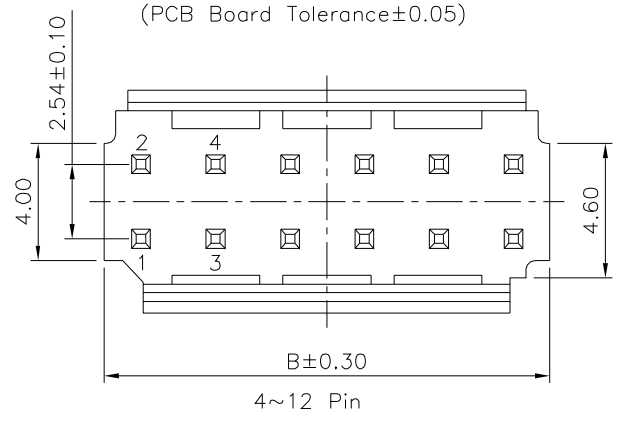
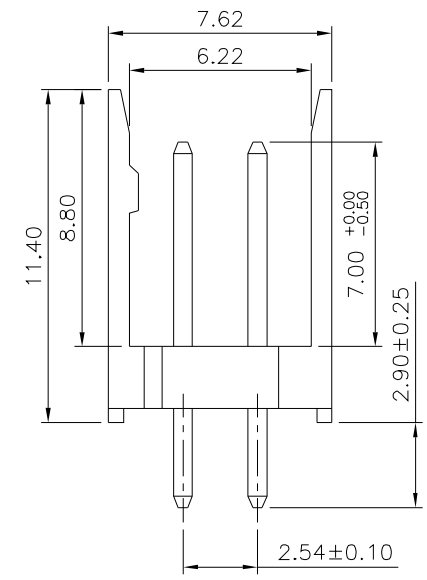


Recommended P.C.B. Layout (Top Side)  
(PCB Board Tolerance ±0.05)



16~40 Pin



**SPECIFICATION**

Current Rating:3A  
 Voltage Rating:250V AC/DC  
 Withstand Voltage:1000V AC/Minute  
 Contact Resistance:20 Milliohms Max.  
 Insulation Resistance:1000 Megaohms Min.  
 Operation Temperature:-25°C~+85°C  
 Insulator:PA66+15%G.F.(UL94V-0),Black  
 Contact:Brass,Tin Plated Over Nickel  
 RoHS Compliant

Pin	A	B
04	2.54	5.08
06	5.08	7.62
08	7.62	10.16
10	10.16	12.70
12	12.70	15.24
16	17.78	20.32
20	22.86	25.40
24	27.94	30.48
26	30.48	33.02
30	35.56	38.10
34	40.64	43.18
36	43.18	45.72
40	48.26	50.80

**4UCON** 元化興業股份有限公司  
 4UCON TECHNOLOGY INC.

DRAWING No.		APPROVED BY		UNLESS OTHERWISE SPECIFIED TOLERANCES ARE .X ±0.40 .XX ±0.25 .XXX ±0.15 ANG. ±3°
13180		EMILY		
		CHECKED BY HZF		
DRAWING BY		SONG		
SCALE	NONE	REV.	A0	UNIT mm

NO.	REV.	DESCRIPTION	CHK	DATE
△	A0	NEW RELEASE	HZF	04/27/2011
		REVISIONS		