File No.	594II18805	SHEET	1/1

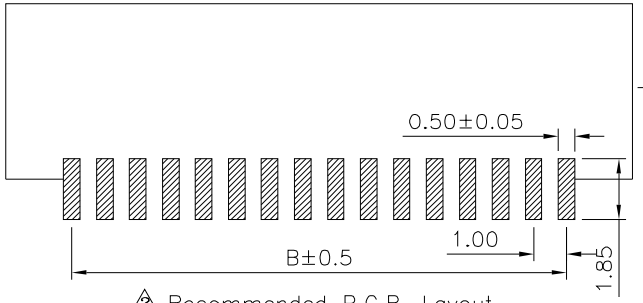

2 Recommended P.C.B. Layout

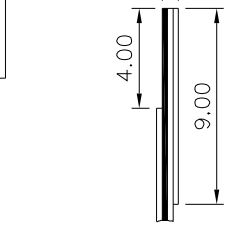

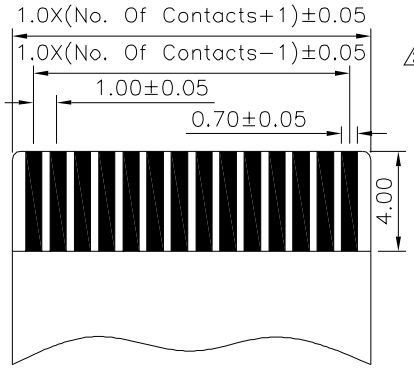

Applicable FPC/FFC
FFC/FPC Thickness:0.25~0.35mm

2 1

2 1 SPECIFICATION

1.General Characteristics:
1.0mm FPC XXP SMT 90° Non−ZIF
Dual Contact

2.Material&Finish
Contact:Phosphor Bronze
Tin Plated Over Nickel
Insulator:LCP(UL94V−0),Black

3.Electrical Characteristics:
Current Rating:0.5 Amp Max.
Withstanding Voltage:500V AC RMS
Operating Voltage:50V AC Max.
Contact Resistance:30 Milliohms Max.
Insulation Resistance:500 Megaohms Min.

4.Environmental Characteristics:
Operating Temperature:−25°C~+85°C

5.Mechanical Characteristics:
Durability:60 Milliohms Max.
After 20 Insertions And Withdraw

6.RoHS Compliant

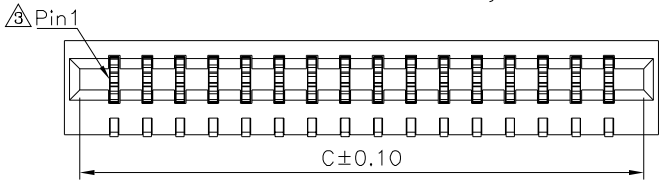

2

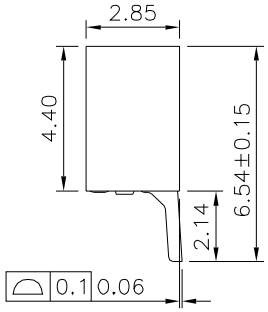

2

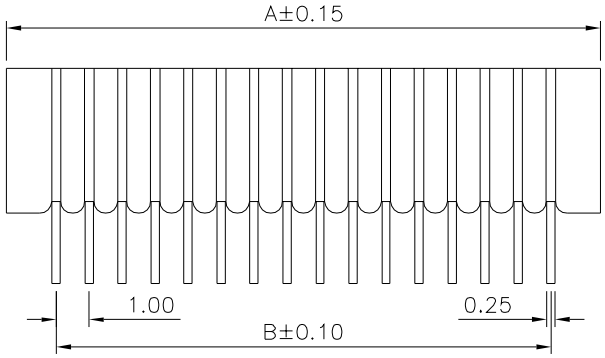

2

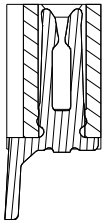

2

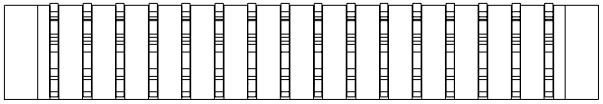

2 1

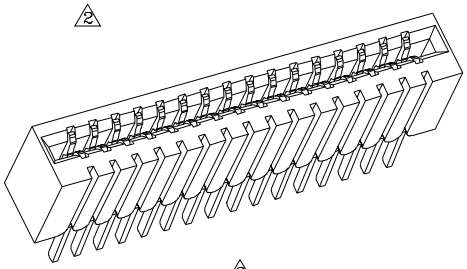

2

3 2

Pin	A	B	C	Pin	A	B	C
*4	6.00	3.00	5.10	*20	22.00	19.00	21.10
*5	7.00	4.00	6.10	21	23.00	20.00	22.10
*6	8.00	5.00	7.10	*22	24.00	21.00	23.10
*7	9.00	6.00	8.10	23	25.00	22.00	24.10
*8	10.00	7.00	9.10	24	26.00	23.00	25.10
*9	11.00	8.00	10.10	25	27.00	24.00	26.10
*10	12.00	9.00	11.10	26	28.00	25.00	27.10
11	13.00	10.00	12.10	27	29.00	26.00	28.10
*12	14.00	11.00	13.10	28	30.00	27.00	29.10
*13	15.00	12.00	14.10	29	31.00	28.00	30.10
*14	16.00	13.00	15.10	*30	32.00	29.00	31.10
*15	17.00	14.00	16.10	31	33.00	30.00	32.10
*16	18.00	15.00	17.10	*32	34.00	31.00	33.10
17	19.00	16.00	18.10	33	35.00	32.00	34.10
*18	20.00	17.00	19.10	*34	36.00	33.00	35.10
19	21.00	18.00	20.10	35	37.00	34.00	36.10

The Mark Of "*" Are Tooled Already

4UCON 元化興業股份有限公司 4UCON TECHNOLOGY INC.

DRAWING No. 1	APPROVED BY MEI	UNLESS OTHERWISE SPECIFIED TOLERANCES ARE
12991	CHECKED BY HZF	X. ±0.3 2 X.° ±5° .X ±0.25 .X° ±2° .XX ±0.20 .XX° ±1° .XXX ±0.10 .XXX° ±0.5°
	DRAWING BY CYP	
SCALE NONE	REV. A3	UNIT mm

NO.	REV.	REVISIONS	CHK	DATE
3	A3	Modify Data	HZF	09/18/2018
2	A2	Modify Data	HZF	08/22/2018
1	A1	Modify Data	HZF	06/13/2012
0	A0	NEW RELEASE	HZF	08/26/2008