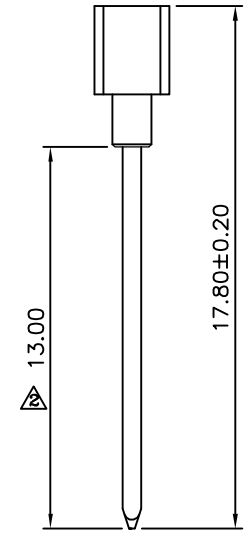
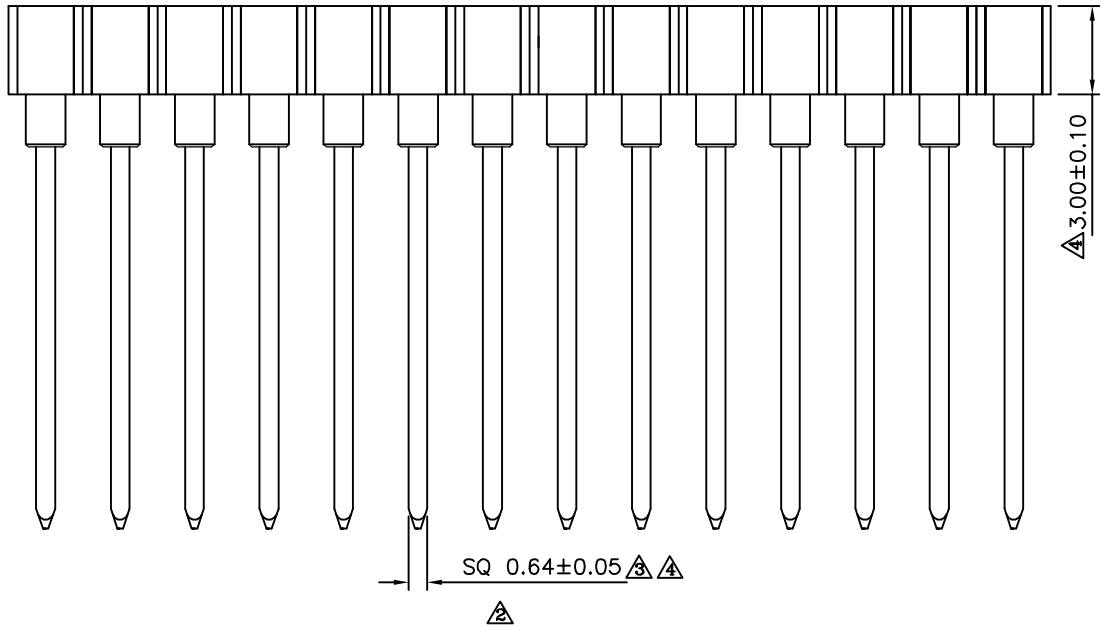
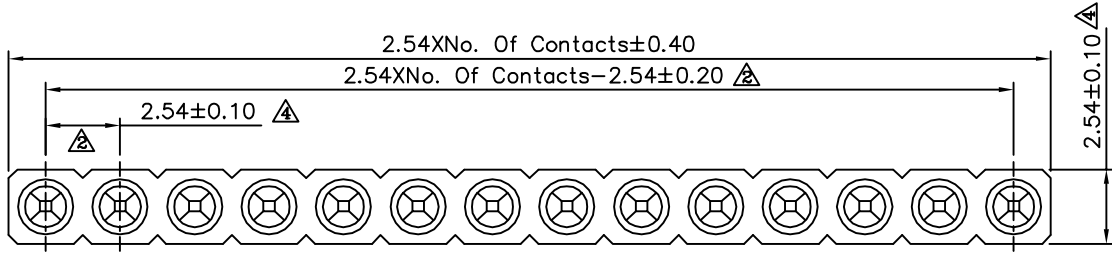


Recommended P.C.B. Layout

SPECIFICATION

Current Rating:3 Amps/Contact Max.
 Contact Resistance:4 Milliohms/Contact Max.
 Insulation Resistance:1000 Megaohms Min. At 100V
 Operation Voltage:60V AC/DC
 Average Insertion Force With Steel Pin Of
 φ0.43mm:<250g
 Average Withdrawal Force With Steel Pin Of
 φ0.43mm:>90g Min.
 Mechanical Life Cycle:200 Min.
 Operation Temperature:Gold Plated:-55°C~+105°C
 Tin Plated:-40°C~+105°C
 Pin(Outer Sleeve):Brass
 Tin Plated Over Nickel
 Clip(Contact 4 Finger):Beryllium Copper
 Gold Flash Over Nickel
 Insulator(Housing):PPS(UL94V-0),Black
 RoHS Compliant



4UCON 元化興業股份有限公司
 4UCON TECHNOLOGY INC.

DRAWING No.		APPROVED BY		UNLESS OTHERWISE SPECIFIED TOLERANCES ARE X. ±0.50 XX ±0.30 XXX ±0.20 ANG. ±5°
06967		EMILY		
		CHECKED BY HZF		
		DRAWING BY HAO		UNIT mm
SCALE	NONE	REV.	A4	

A4	Modify Data	HZF	09/08/2015
A3	Modify Dim. 0.64-->0.64±0.02	HZF	04/13/2011
A2	Modify Data	HZF	03/22/2011
A1	Modify Spec.	HZF	04/08/2010
A0	NEW RELEASE	BECKY	11/25/2005
NO. REV.	REVISIONS	CHK	DATE