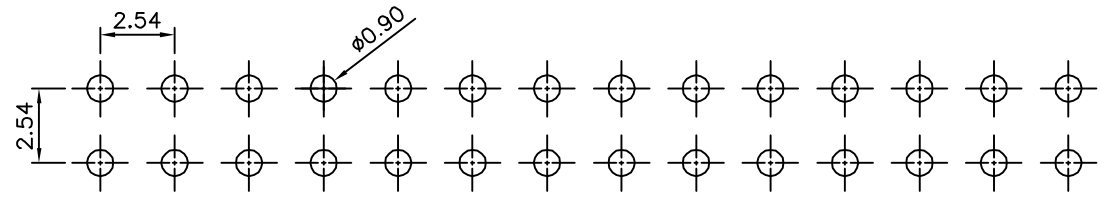



△ SPECIFICATION

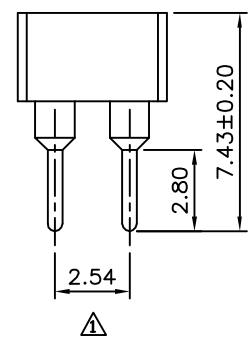
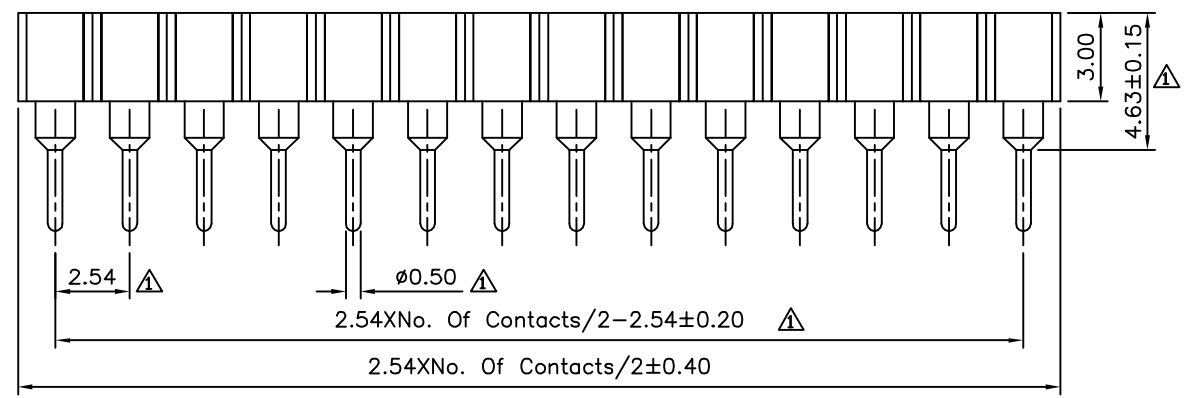
Current Rating: 3 Amps/Contact Max.
 Contact Resistance: 4 Milliohms Max./Contact
 Insulation Resistance: 1000 Megaohms Min. At 100V
 Operating Voltage: 60V AC/DC
 Average Insertion Force With Steel Pin Of $\phi 0.43\text{mm}$: <75g
 Average Withdrawal Force With Steel Pin Of $\phi 0.43\text{mm}$: >25g Min.
 Mechanical Life Cycle: 200 Min.
 Operating Temperature: Gold Plated: $-55^{\circ}\text{C}\sim+105^{\circ}\text{C}$
 Tin Plated: $-40^{\circ}\text{C}\sim+105^{\circ}\text{C}$
 Soldering Temperature: $+260^{\circ}\text{C}$, 10s Max.
 Pin(Outer Sleeve): Brass, Machined CuZn38Pb2,
 Tin Plated Over Nickel
 Clip(Contact 6 Finger): Beryllium Copper, Heat Treated,
 Gold Plated Over Nickel
 Insulator: PPS(UL94V-0), Black
 RoHS Compliant



△ Recommended P.C.B. Layout



△



△

4UCON 元化興業股份有限公司
 4UCON TECHNOLOGY INC.

DRAWING No.		APPROVED BY		UNLESS OTHERWISE SPECIFIED TOLERANCES ARE △ X. ± 0.50 X ± 0.30 XX ± 0.20 XXX ± 0.10 ANG. $\pm 5^{\circ}$
16669		MEI		
		CHECKED BY		
		HZF		
		DRAWING BY		
		SONG		
SCALE	NONE	REV.	A1	UNIT mm

NO.	REV.	REVISIONS	CHK	DATE
△ A1		Modify Data	HZF	08/23/2011
△ A0		NEW RELEASE	BECKY	12/22/2005