File No.	805PD03805	SHEET	1/1

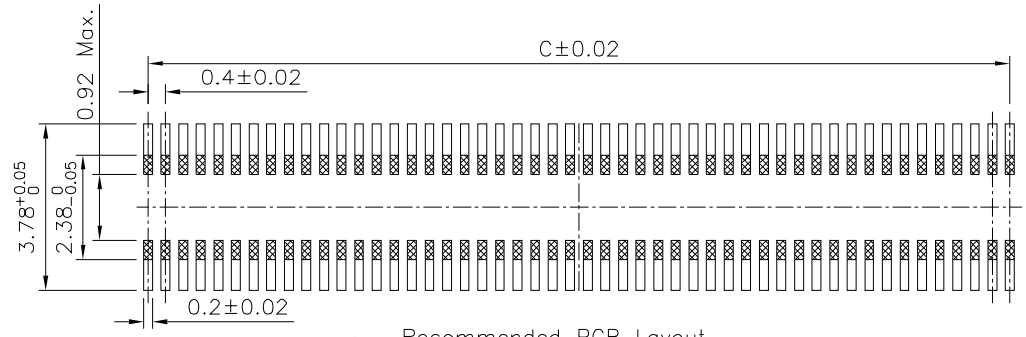

3 Recommended PCB Layout
Tolerance:±0.03
(Without Reinforcing Metal Fitting)

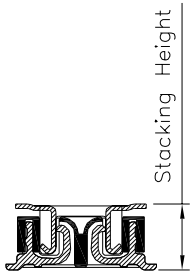

1 Mating View

3 1 SPECIFICATION

1. Material&Finish
   Housing:LCP+30%G.F.,Black
   Terminal:Phosphor Bronze,Gold Flash Over All,Over Nickel
2. Electrical Characteristics
   Current Rating:0.3A
   Contact Resistance:90 Milliohms Max.With AC 20mV,1KHz And 1mA
   Insulation Resistance:50 Megaohms Min. With DC 100V
3. Environmental Characteristics
   Operating Temperature:−55°C~+125°C
4. Mechanical Characteristics
   Durablity:30 Cycles
5. RoHS Compliant

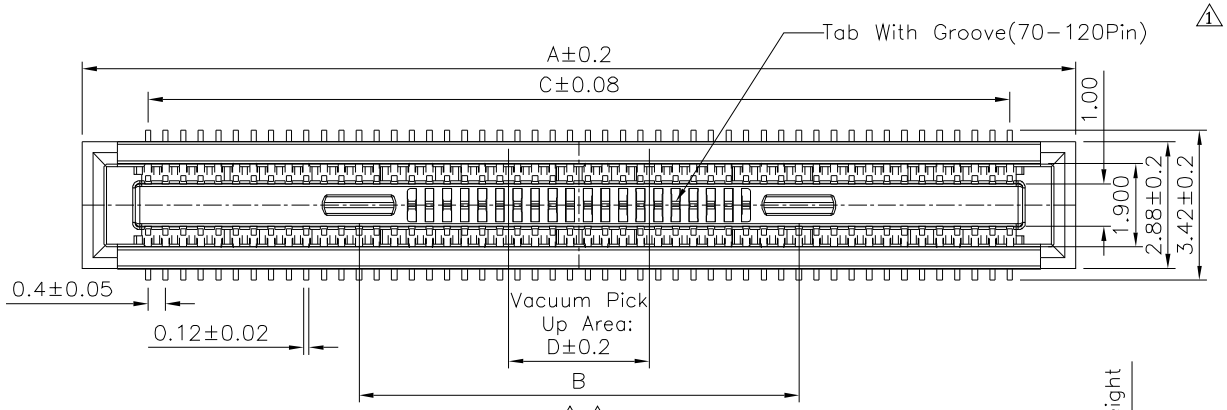

3 1

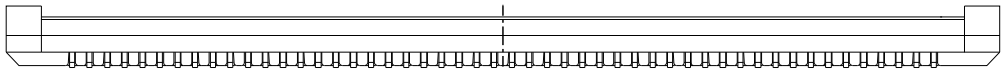

3

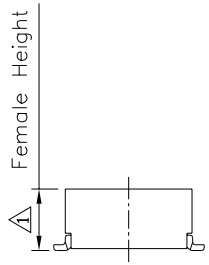

3 2 1

Series No. (Female)	Series No. (Male)	Female Height	Male Height	Stacking Height
16312	16311	1.40	1.14	1.5
16313		1.90	1.14	2.0
16314		2.40	1.14	2.5
16315		2.90	1.14	3.0
16316		3.40	1.14	3.5
16317		3.90	1.14	4.0

3 2 1

Pin	10	12	20	24	30	34	40	44	50	60	70	80	90	100	120
A	4.60	5.00	6.60	7.40	8.60	9.40	10.60	11.40	12.60	14.60	16.60	18.60	20.60	22.60	26.60
B			1.93	2.43	3.18	3.68	5.08	5.86	5.50	6.00	7.00	8.00	9.00	10.00	14.00
C	1.60	2.00	3.60	4.40	5.60	6.40	7.60	8.40	9.60	11.60	13.60	15.60	17.60	19.60	23.60
D	1.00	1.00	1.00	1.20	1.50	2.30	3.20	3.20	3.20	3.20	3.20	3.20	3.20	3.20	3.20

4UCON 元化興業股份有限公司 4UCON TECHNOLOGY INC.

DRAWING No. 1	APPROVED BY MEI	UNLESS OTHERWISE SPECIFIED TOLERANCES ARE
22915	CHECKED BY HZF	1 .X ±0.25 .XX ±0.15 .XXX ±0.10
	DRAWING BY LZX	
SCALE NONE	REV. A3	UNIT mm

NO.	REV.	REVISIONS	CHK	DATE
3	A3	Modify Data	HZF	04/03/2025
2	A2	Modify Data	HZF	08/24/2023
1	A1	Modify Data	HZF	03/30/2023
0	A0	NEW RELEASE	HZF	05/11/2022