File No.	698PH07806	SHEET	1/1

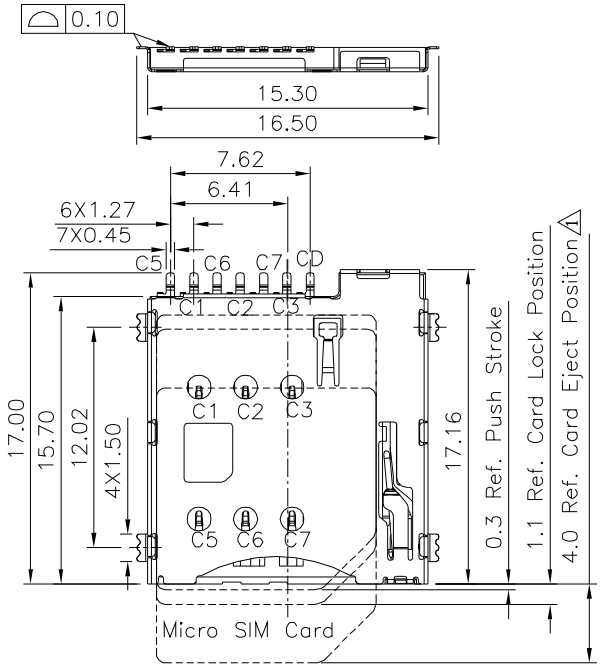

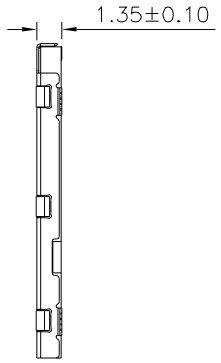

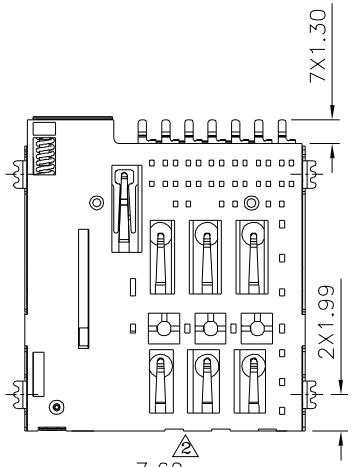

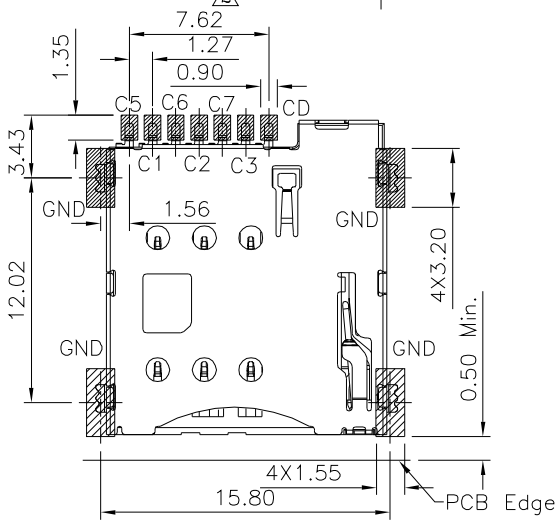

There Should Not Be Any Circuitries
In The Layout Space Of The Products

Recommended P.C.B. Layout
(PCB Board Tolerance±0.05)

SPECIFICATION

1. **Material&Finish**
   - Housing:LCP(UL94V-0)
   - Contact:Phosphor Bronze,Gold Flash On Contact Area,Tin Plated On Solder Tails,Over Nickel
   - Shell:Stainless Steel,Gold Flash On Solder Tails,Over Nickel
2. **Electrical Characteristics**
   - Current Rating:0.5A Max.
   - Voltage Rating:50V
   - Contact Resistance:100 Milliohms Max.
   - Insulation Resistance:1000 Megaohms Min. At 250V DC
   - Dielectric Withstanding:500V AC
3. **Mechanical Characteristics**
   - Durability: 5000 Cycles
4. **Environmental Characteristics**
   - Operation Temperature:-40°C~+85°C
5. **RoHS Compliant**

Card Diagram For Card Detect Switch

Pin Assemble

C1	VCC
C2	RST
C3	CLK
C5	GND
C6	VPP
C7	I/O

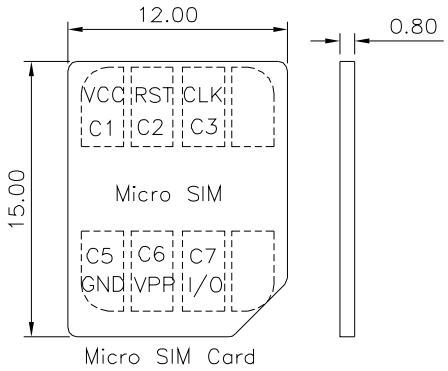

4UCON 元化興業股份有限公司 4UCON TECHNOLOGY INC.

DRAWING No.	APPROVED BY MEI	UNLESS OTHERWISE SPECIFIED TOLERANCES ARE X. ±1.00 .X ±0.5 .XX ±0.25 .XXX ±0.15 ANG. ±2°
21051	CHECKED BY HZF	
	DRAWING BY CYP	
SCALE NONE	REV. A3	UNIT mm

NO.	REV.	REVISIONS	CHK	DATE
3	A3	Modify Data	HZF	08/07/2025
2	A2	Modify Data	HZF	03/22/2018
1	A1	Modify Data	HZF	07/25/2017
0	A0	NEW RELEASE	HZF	09/30/2016