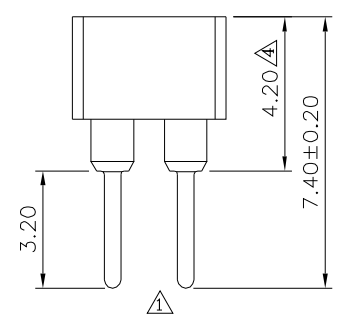
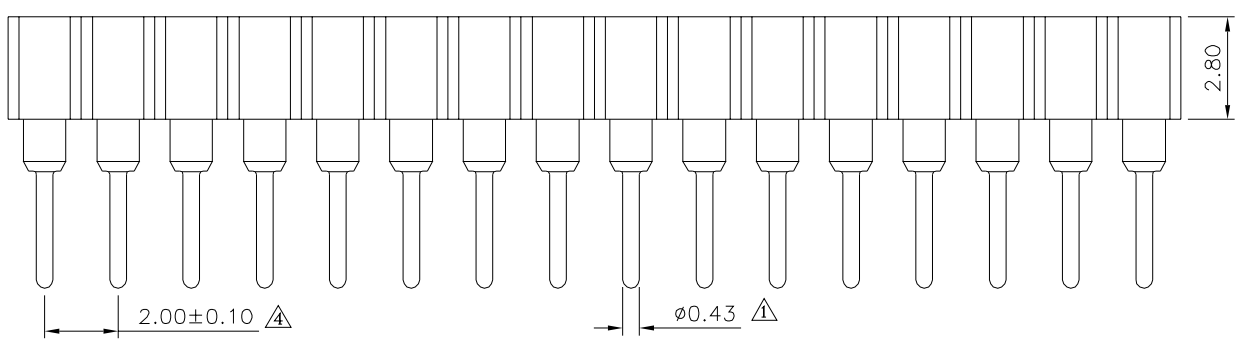
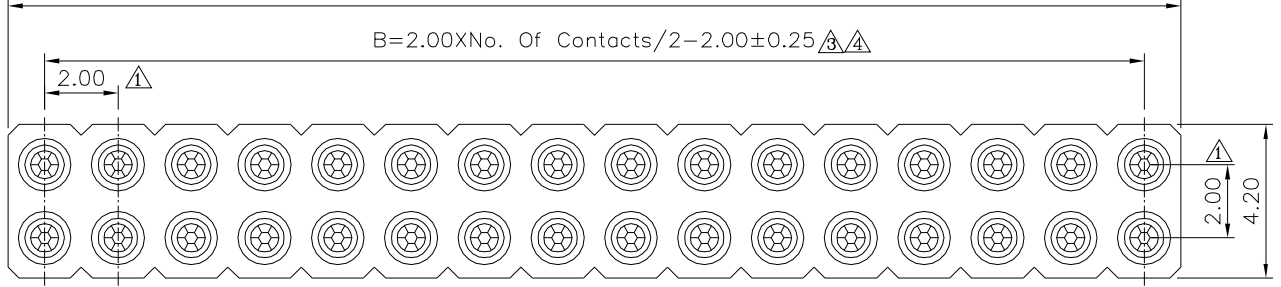


△ Recommended P.C.B. Layout  
(PCB Board Tolerance ± 0.05)

A = 2.00 \* No. of Contacts / 2 ± 0.40 (2X2 ~ 2X39P)  
80.6 ± 0.4 (2X40P) △



△△ SPECIFICATION

- △ Current Rating: 3 Amps/Contact Max.
- Contact Resistance: 20 Milliohms/Contact Max.
- Insulation Resistance: 1000 Megaohms Min.
- Operation Voltage: 60V AC/DC
- Average Insertion Force With Steel Pin Of  $\phi 0.43\text{mm}$ : < 100gf
- Average Withdrawal Force With Steel Pin Of  $\phi 0.43\text{mm}$ : > 10gf Min.
- Operation Temperature: -40°C ~ +105°C
- Pin (Outer Sleeve): Brass, Tin Plated Over Nickel
- Clip (Contact 6 Finger): Beryllium Copper  
Gold Plated Over Nickel
- Insulator (Housing): PPS (UL94V-0), Black
- RoHS Compliant

**4UCON** 元化興業股份有限公司  
4UCON TECHNOLOGY INC.

DRAWING No. △  
**07744**

APPROVED BY EMILY  
CHECKED BY HZF  
DRAWING BY WSS  
SCALE NONE REV. A4

UNLESS OTHERWISE SPECIFIED TOLERANCES ARE  
X ± 0.50  
XX ± 0.38  
XXX ± 0.25  
ANG. ± 5°  
UNIT mm

△ A4	Modify Data	HZF	12/29/2022
△ A3	Modify Data	HZF	03/24/2011
△ A2	Modify Data	HZF	03/28/2009
△ A1	Modify Data	HZF	01/09/2009
△ A0	NEW RELEASE	BECKY	07/11/2005
NO. REV.	REVISIONS	CHK	DATE